

42 **1500m Freestyle Men Final 2**

Official

NZR **Open New Zealand Long Course Record** **15:15.50** 2015-04-17  Nathan Capp BP

18yr NZR **18 Years New Zealand Long Course Records** **15:25.64** 2018-07-06  Zac Reid TR

17yr **17 Years New Zealand Long** **15:31.53** 2012-08-21 Michael Mincham

[Show more](#)

 [Entries](#)  [Heats](#) [Summary](#)

## Total


| Rank | Competitor   | Age                     | Club   | RT    | PTS | Result                                      |
|------|--|-------------------------|--|-------|-----|---|
| 1    |  Visser Brendan | 18                      |  Coast Swi... | +0.72 |     | <b>16:02.61</b><br>Entry: 15:42.06 (+20.55) |
|      | 50m: 28.18   | 100m: 59.04 (30.86)     | 150m: 1:30.76 (31.72)  |       |     |   |
|      | 200m: 2:02.67 (31.91)  | 250m: 2:34.71 (32.04)   | 300m: 3:07.45 (32.74)  |       |     |   |
|      | 350m: 3:40.05 (32.60)  | 400m: 4:12.67 (32.62)   | 450m: 4:45.28 (32.61)  |       |     |   |
|      | 500m: 5:17.72 (32.44)  | 550m: 5:49.79 (32.07)   | 600m: 6:22.17 (32.38)  |       |     |   |
|      | 650m: 6:54.67 (32.50)  | 700m: 7:26.74 (32.07)   | 750m: 7:58.37 (31.63)  |       |     |   |
|      | 800m: 8:30.33 (31.96)  | 850m: 9:01.96 (31.63)   | 900m: 9:33.78 (31.82)  |       |     |   |
|      | 950m: 10:05.56 (31.78)   | 1000m: 10:37.80 (32.24) | 1050m: 11:09.84 (32.04)  |       |     |   |
|      | 1100m: 11:42.19 (32.35)  | 1150m: 12:14.33 (32.14) | 1200m: 12:46.97 (32.64)  |       |     |   |
|      | 1250m: 13:19.51 (32.54)  | 1300m: 13:52.23 (32.72) | 1350m: 14:24.71 (32.48)  |       |     |   |
|      | 1400m: 14:57.75 (33.04)  | 1450m: 15:30.35 (32.60) | 1500m: 16:02.61 (32.26)  |       |     |   |

|   |   |                         |  |       |  |   |
|---|---|-------------------------|--|-------|--|---|
| 2 |  Hamblyn-Ough Larn | 18                      |  Coast Swi... | +0.76 |  | <b>16:20.78</b><br>Entry: 15:45.11 (+35.67) |
|   | 50m: 28.10  | 100m: 59.34 (31.24)     | 150m: 1:31.01 (31.67)  |       |  |   |
|   | 200m: 2:03.04 (32.03)   | 250m: 2:35.04 (32.00)   | 300m: 3:07.72 (32.68)  |       |  |   |
|   | 350m: 3:40.40 (32.68)   | 400m: 4:12.92 (32.52)   | 450m: 4:45.37 (32.45)  |       |  |   |
|   | 500m: 5:17.62 (32.25)   | 550m: 5:49.69 (32.07)   | 600m: 6:21.63 (31.94)  |       |  |   |
|   | 650m: 6:53.50 (31.87)   | 700m: 7:25.61 (32.11)   | 750m: 7:57.70 (32.09)  |       |  |   |
|   | 800m: 8:30.11 (32.41)   | 850m: 9:02.46 (32.35)   | 900m: 9:34.80 (32.34)  |       |  |   |
|   | 950m: 10:07.26 (32.46)  | 1000m: 10:40.44 (33.18) | 1050m: 11:13.62 (33.18)  |       |  |   |
|   | 1100m: 11:47.45 (33.83)   | 1150m: 12:20.83 (33.38) | 1200m: 12:55.09 (34.26)  |       |  |   |
|   | 1250m: 13:29.02 (33.93)   | 1300m: 14:03.67 (34.65) | 1350m: 14:38.14 (34.47)  |       |  |   |
|   | 1400m: 15:12.76 (34.62)   | 1450m: 15:46.92 (34.16) | 1500m: 16:20.78 (33.86)  |       |  |   |

|   |  |                         |  |       |  |  |
|---|--|-------------------------|--|-------|--|--|
| 3 |  Weatherston Harvey Alfie | 16                      |  Kiwi ASC | +0.64 |  | <b>16:38.19</b><br>Entry: 16:42.44 (-4.25) |
|   | 50m: 28.61   | 100m: 1:01.08 (32.47)   | 150m: 1:34.07 (32.99)  |       |  |  |
|   | 200m: 2:07.37 (33.30)  | 250m: 2:40.54 (33.17)   | 300m: 3:13.83 (33.29)  |       |  |  |
|   | 350m: 3:47.27 (33.44)  | 400m: 4:20.94 (33.67)   | 450m: 4:54.42 (33.48)  |       |  |  |
|   | 500m: 5:28.09 (33.67)  | 550m: 6:01.65 (33.56)   | 600m: 6:35.60 (33.95)  |       |  |  |
|   | 650m: 7:09.16 (33.56)  | 700m: 7:42.99 (33.83)   | 750m: 8:16.21 (33.22)  |       |  |  |
|   | 800m: 8:50.02 (33.81)  | 850m: 9:23.60 (33.58)   | 900m: 9:56.95 (33.35)  |       |  |  |
|   | 950m: 10:30.38 (33.43)   | 1000m: 11:03.65 (33.27) | 1050m: 11:36.94 (33.29)  |       |  |  |
|   | 1100m: 12:10.23 (33.29)  | 1150m: 12:43.97 (33.74) | 1200m: 13:17.56 (33.59)  |       |  |  |
|   | 1250m: 13:51.33 (33.77)  | 1300m: 14:25.16 (33.83) | 1350m: 14:58.88 (33.72)  |       |  |  |
|   | 1400m: 15:32.34 (33.46)  | 1450m: 16:05.59 (33.25) | 1500m: 16:38.19 (32.60)  |       |  |  |

|   |  |                       |   |       |  |  |
|---|--|-----------------------|---|-------|--|--|
| 4 |  Wells Soeren | 14                    |  Wharenui S... | +0.73 |  | <b>16:45.50</b><br>Entry: 16:45.29 (+0.21) |
|   | 50m: 29.36   | 100m: 1:02.17 (32.81) | 150m: 1:36.67 (34.50)   |       |  |  |

|        |                  |        |                  |        |                  |
|--------|------------------|--------|------------------|--------|------------------|
| 200m:  | 2:10.75 (34.08)  | 250m:  | 2:45.20 (34.45)  | 300m:  | 3:19.12 (33.92)  |
| 350m:  | 3:53.79 (34.67)  | 400m:  | 4:28.06 (34.27)  | 450m:  | 5:02.43 (34.37)  |
| 500m:  | 5:36.31 (33.88)  | 550m:  | 6:10.60 (34.29)  | 600m:  | 6:44.33 (33.73)  |
| 650m:  | 7:17.88 (33.55)  | 700m:  | 7:51.34 (33.46)  | 750m:  | 8:25.00 (33.66)  |
| 800m:  | 8:58.90 (33.90)  | 850m:  | 9:32.36 (33.46)  | 900m:  | 10:05.47 (33.11) |
| 950m:  | 10:39.04 (33.57) | 1000m: | 11:12.63 (33.59) | 1050m: | 11:46.14 (33.51) |
| 1100m: | 12:19.72 (33.58) | 1150m: | 12:53.06 (33.34) | 1200m: | 13:27.04 (33.98) |
| 1250m: | 14:00.31 (33.27) | 1300m: | 14:33.70 (33.39) | 1350m: | 15:07.40 (33.70) |
| 1400m: | 15:40.23 (32.83) | 1450m: | 16:13.52 (33.29) | 1500m: | 16:45.50 (31.98) |

5  English Leo

14  Swim Rotor... +0.63

**16:45.67**  
Entry: 17:06.15 (-20.48)

|        |                  |        |                  |        |                  |
|--------|------------------|--------|------------------|--------|------------------|
| 50m:   | 28.54            | 100m:  | 1:00.69 (32.15)  | 150m:  | 1:34.39 (33.70)  |
| 200m:  | 2:08.08 (33.69)  | 250m:  | 2:42.19 (34.11)  | 300m:  | 3:16.59 (34.40)  |
| 350m:  | 3:49.88 (33.29)  | 400m:  | 4:23.95 (34.07)  | 450m:  | 4:58.25 (34.30)  |
| 500m:  | 5:32.24 (33.99)  | 550m:  | 6:06.03 (33.79)  | 600m:  | 6:40.26 (34.23)  |
| 650m:  | 7:13.88 (33.62)  | 700m:  | 7:48.39 (34.51)  | 750m:  | 8:22.24 (33.85)  |
| 800m:  | 8:56.49 (34.25)  | 850m:  | 9:30.37 (33.88)  | 900m:  | 10:04.00 (33.63) |
| 950m:  | 10:37.60 (33.60) | 1000m: | 11:11.56 (33.96) | 1050m: | 11:45.59 (34.03) |
| 1100m: | 12:19.26 (33.67) | 1150m: | 12:53.15 (33.89) | 1200m: | 13:26.96 (33.81) |
| 1250m: | 14:00.84 (33.88) | 1300m: | 14:35.25 (34.41) | 1350m: | 15:08.95 (33.70) |
| 1400m: | 15:42.68 (33.73) | 1450m: | 16:15.34 (32.66) | 1500m: | 16:45.67 (30.33) |

6  Stocks Ethan

16 Roskill Swi... +0.70

**16:49.33**  
Entry: 16:23.99 (+25.34)

|        |                  |        |                  |        |                  |
|--------|------------------|--------|------------------|--------|------------------|
| 50m:   | 28.81            | 100m:  | 1:01.08 (32.27)  | 150m:  | 1:34.18 (33.10)  |
| 200m:  | 2:07.76 (33.58)  | 250m:  | 2:40.94 (33.18)  | 300m:  | 3:14.35 (33.41)  |
| 350m:  | 3:47.49 (33.14)  | 400m:  | 4:21.19 (33.70)  | 450m:  | 4:54.33 (33.14)  |
| 500m:  | 5:28.39 (34.06)  | 550m:  | 6:01.70 (33.31)  | 600m:  | 6:35.62 (33.92)  |
| 650m:  | 7:09.03 (33.41)  | 700m:  | 7:43.00 (33.97)  | 750m:  | 8:16.33 (33.33)  |
| 800m:  | 8:50.31 (33.98)  | 850m:  | 9:23.89 (33.58)  | 900m:  | 9:58.14 (34.25)  |
| 950m:  | 10:32.02 (33.88) | 1000m: | 11:07.27 (35.25) | 1050m: | 11:41.51 (34.24) |
| 1100m: | 12:16.32 (34.81) | 1150m: | 12:49.90 (33.58) | 1200m: | 13:25.12 (35.22) |
| 1250m: | 13:59.33 (34.21) | 1300m: | 14:34.04 (34.71) | 1350m: | 15:08.91 (34.87) |
| 1400m: | 15:43.17 (34.26) | 1450m: | 16:16.67 (33.50) | 1500m: | 16:49.33 (32.66) |

7  Walker Fraser

16  United Swi... +0.84

**16:56.67**  
Entry: 17:08.78 (-12.11)

|        |                  |        |                  |        |                  |
|--------|------------------|--------|------------------|--------|------------------|
| 50m:   | 29.36            | 100m:  | 1:01.73 (32.37)  | 150m:  | 1:34.94 (33.21)  |
| 200m:  | 2:08.72 (33.78)  | 250m:  | 2:42.46 (33.74)  | 300m:  | 3:15.85 (33.39)  |
| 350m:  | 3:49.65 (33.80)  | 400m:  | 4:23.39 (33.74)  | 450m:  | 4:57.38 (33.99)  |
| 500m:  | 5:31.06 (33.68)  | 550m:  | 6:05.04 (33.98)  | 600m:  | 6:39.19 (34.15)  |
| 650m:  | 7:13.35 (34.16)  | 700m:  | 7:47.42 (34.07)  | 750m:  | 8:21.91 (34.49)  |
| 800m:  | 8:56.26 (34.35)  | 850m:  | 9:31.13 (34.87)  | 900m:  | 10:05.59 (34.46) |
| 950m:  | 10:40.55 (34.96) | 1000m: | 11:15.12 (34.57) | 1050m: | 11:49.86 (34.74) |
| 1100m: | 12:24.24 (34.38) | 1150m: | 12:58.71 (34.47) | 1200m: | 13:33.09 (34.38) |
| 1250m: | 14:07.71 (34.62) | 1300m: | 14:41.71 (34.00) | 1350m: | 15:16.27 (34.56) |
| 1400m: | 15:50.35 (34.08) | 1450m: | 16:24.34 (33.99) | 1500m: | 16:56.67 (32.33) |

8  Verran Joel

18  Wharenui S... +0.81

**17:01.29**  
Entry: 16:46.25 (+15.04)

|        |                  |        |                  |        |                  |
|--------|------------------|--------|------------------|--------|------------------|
| 50m:   | 28.84            | 100m:  | 1:01.81 (32.97)  | 150m:  | 1:35.22 (33.41)  |
| 200m:  | 2:09.20 (33.98)  | 250m:  | 2:43.38 (34.18)  | 300m:  | 3:17.66 (34.28)  |
| 350m:  | 3:51.61 (33.95)  | 400m:  | 4:25.91 (34.30)  | 450m:  | 5:00.41 (34.50)  |
| 500m:  | 5:34.95 (34.54)  | 550m:  | 6:08.95 (34.00)  | 600m:  | 6:43.51 (34.56)  |
| 650m:  | 7:17.09 (33.58)  | 700m:  | 7:51.79 (34.70)  | 750m:  | 8:25.55 (33.76)  |
| 800m:  | 8:59.41 (33.86)  | 850m:  | 9:33.80 (34.39)  | 900m:  | 10:08.15 (34.35) |
| 950m:  | 10:42.99 (34.84) | 1000m: | 11:16.95 (33.96) | 1050m: | 11:51.78 (34.83) |
| 1100m: | 12:26.64 (34.86) | 1150m: | 13:01.79 (35.15) | 1200m: | 13:36.63 (34.84) |
| 1250m: | 14:12.16 (35.53) | 1300m: | 14:47.87 (35.71) | 1350m: | 15:22.57 (34.70) |
| 1400m: | 15:56.91 (34.34) | 1450m: | 16:30.33 (33.42) | 1500m: | 17:01.29 (30.96) |

9  Broekhuizen Kinnon

17 +0.69

**17:02.33**  
(+2.81)



Hamilton Aq...

Entry: 16:59.52

|        |                  |        |                  |        |                  |
|--------|------------------|--------|------------------|--------|------------------|
| 50m:   | 29.04            | 100m:  | 1:01.86 (32.82)  | 150m:  | 1:34.80 (32.94)  |
| 200m:  | 2:08.53 (33.73)  | 250m:  | 2:42.84 (34.31)  | 300m:  | 3:17.30 (34.46)  |
| 350m:  | 3:51.93 (34.63)  | 400m:  | 4:25.84 (33.91)  | 450m:  | 5:00.30 (34.46)  |
| 500m:  | 5:34.45 (34.15)  | 550m:  | 6:09.00 (34.55)  | 600m:  | 6:43.54 (34.54)  |
| 650m:  | 7:18.14 (34.60)  | 700m:  | 7:52.22 (34.08)  | 750m:  | 8:26.41 (34.19)  |
| 800m:  | 9:00.82 (34.41)  | 850m:  | 9:35.58 (34.76)  | 900m:  | 10:10.19 (34.61) |
| 950m:  | 10:45.12 (34.93) | 1000m: | 11:19.57 (34.45) | 1050m: | 11:54.52 (34.95) |
| 1100m: | 12:28.96 (34.44) | 1150m: | 13:03.76 (34.80) | 1200m: | 13:38.84 (35.08) |
| 1250m: | 14:13.96 (35.12) | 1300m: | 14:48.53 (34.57) | 1350m: | 15:23.49 (34.96) |
| 1400m: | 15:57.61 (34.12) | 1450m: | 16:30.87 (33.26) | 1500m: | 17:02.33 (31.46) |

10 Biggar Luke

15 Murihiku S... +0.78

17:10.87  
Entry: 17:32.81 (-21.94)

|        |                  |        |                  |        |                  |
|--------|------------------|--------|------------------|--------|------------------|
| 50m:   | 30.38            | 100m:  | 1:04.15 (33.77)  | 150m:  | 1:37.90 (33.75)  |
| 200m:  | 2:12.83 (34.93)  | 250m:  | 2:47.30 (34.47)  | 300m:  | 3:21.78 (34.48)  |
| 350m:  | 3:55.48 (33.70)  | 400m:  | 4:29.98 (34.50)  | 450m:  | 5:04.28 (34.30)  |
| 500m:  | 5:39.41 (35.13)  | 550m:  | 6:13.92 (34.51)  | 600m:  | 6:48.91 (34.99)  |
| 650m:  | 7:23.62 (34.71)  | 700m:  | 7:58.79 (35.17)  | 750m:  | 8:33.62 (34.83)  |
| 800m:  | 9:08.51 (34.89)  | 850m:  | 9:43.18 (34.67)  | 900m:  | 10:18.53 (35.35) |
| 950m:  | 10:53.36 (34.83) | 1000m: | 11:28.40 (35.04) | 1050m: | 12:02.64 (34.24) |
| 1100m: | 12:37.68 (35.04) | 1150m: | 13:12.29 (34.61) | 1200m: | 13:46.98 (34.69) |
| 1250m: | 14:21.24 (34.26) | 1300m: | 14:56.56 (35.32) | 1350m: | 15:31.13 (34.57) |
| 1400m: | 16:05.63 (34.50) | 1450m: | 16:38.93 (33.30) | 1500m: | 17:10.87 (31.94) |

11 McFarlane William

15 Neptune S... +0.55

17:17.54  
Entry: 17:36.92 (-19.38)

|        |                  |        |                  |        |                  |
|--------|------------------|--------|------------------|--------|------------------|
| 50m:   | 29.41            | 100m:  | 1:02.96 (33.55)  | 150m:  | 1:37.08 (34.12)  |
| 200m:  | 2:11.87 (34.79)  | 250m:  | 2:46.81 (34.94)  | 300m:  | 3:22.08 (35.27)  |
| 350m:  | 3:56.42 (34.34)  | 400m:  | 4:32.17 (35.75)  | 450m:  | 5:07.38 (35.21)  |
| 500m:  | 5:42.47 (35.09)  | 550m:  | 6:17.71 (35.24)  | 600m:  | 6:52.96 (35.25)  |
| 650m:  | 7:27.68 (34.72)  | 700m:  | 8:03.14 (35.46)  | 750m:  | 8:38.11 (34.97)  |
| 800m:  | 9:13.60 (35.49)  | 850m:  | 9:48.31 (34.71)  | 900m:  | 10:23.58 (35.27) |
| 950m:  | 10:58.31 (34.73) | 1000m: | 11:33.44 (35.13) | 1050m: | 12:07.95 (34.51) |
| 1100m: | 12:43.04 (35.09) | 1150m: | 13:17.73 (34.69) | 1200m: | 13:52.66 (34.93) |
| 1250m: | 14:27.12 (34.46) | 1300m: | 15:02.24 (35.12) | 1350m: | 15:36.29 (34.05) |
| 1400m: | 16:11.08 (34.79) | 1450m: | 16:45.06 (33.98) | 1500m: | 17:17.54 (32.48) |

12 Cayuela (V) Loann

17 New Caled... +0.48

17:18.84  
Entry: 16:45.79 (+33.05)

|        |                  |        |                  |        |                  |
|--------|------------------|--------|------------------|--------|------------------|
| 50m:   | 28.80            | 100m:  | 1:01.36 (32.56)  | 150m:  | 1:34.43 (33.07)  |
| 200m:  | 2:08.71 (34.28)  | 250m:  | 2:42.69 (33.98)  | 300m:  | 3:17.75 (35.06)  |
| 350m:  | 3:52.56 (34.81)  | 400m:  | 4:27.44 (34.88)  | 450m:  | 5:02.04 (34.60)  |
| 500m:  | 5:37.36 (35.32)  | 550m:  | 6:12.09 (34.73)  | 600m:  | 6:47.87 (35.78)  |
| 650m:  | 7:22.65 (34.78)  | 700m:  | 7:58.18 (35.53)  | 750m:  | 8:33.12 (34.94)  |
| 800m:  | 9:08.27 (35.15)  | 850m:  | 9:42.95 (34.68)  | 900m:  | 10:18.07 (35.12) |
| 950m:  | 10:52.93 (34.86) | 1000m: | 11:28.41 (35.48) | 1050m: | 12:03.22 (34.81) |
| 1100m: | 12:38.79 (35.57) | 1150m: | 13:13.94 (35.15) | 1200m: | 13:49.29 (35.35) |
| 1250m: | 14:24.93 (35.64) | 1300m: | 15:00.22 (35.29) | 1350m: | 15:34.97 (34.75) |
| 1400m: | 16:10.23 (35.26) | 1450m: | 16:45.35 (35.12) | 1500m: | 17:18.84 (33.49) |

13 Shivnan Charlie


15 Mt Maunga... +0.64

17:24.22  
Entry: 17:13.46 (+10.76)

|        |                  |        |                  |        |                  |
|--------|------------------|--------|------------------|--------|------------------|
| 50m:   | 29.88            | 100m:  | 1:04.08 (34.20)  | 150m:  | 1:38.13 (34.05)  |
| 200m:  | 2:13.09 (34.96)  | 250m:  | 2:47.29 (34.20)  | 300m:  | 3:22.66 (35.37)  |
| 350m:  | 3:57.35 (34.69)  | 400m:  | 4:33.07 (35.72)  | 450m:  | 5:08.10 (35.03)  |
| 500m:  | 5:43.96 (35.86)  | 550m:  | 6:19.30 (35.34)  | 600m:  | 6:54.96 (35.66)  |
| 650m:  | 7:30.02 (35.06)  | 700m:  | 8:05.54 (35.52)  | 750m:  | 8:40.90 (35.36)  |
| 800m:  | 9:16.34 (35.44)  | 850m:  | 9:51.22 (34.88)  | 900m:  | 10:26.61 (35.39) |
| 950m:  | 11:01.71 (35.10) | 1000m: | 11:36.91 (35.20) | 1050m: | 12:11.58 (34.67) |
| 1100m: | 12:46.46 (34.88) | 1150m: | 13:21.19 (34.73) | 1200m: | 13:56.15 (34.96) |
| 1250m: | 14:31.27 (35.12) | 1300m: | 15:06.44 (35.17) | 1350m: | 15:41.39 (34.95) |

1400m: 16:16.56 (35.17) 1450m: 16:50.86 (34.30) 1500m: 17:24.22 (33.36)

14  Barton Jack

16  North Shore... +0.71

17:25.46  
Entry: 17:39.72 (-14.26)

|                         |                         |                         |
|-------------------------|-------------------------|-------------------------|
| 50m: 30.34              | 100m: 1:04.51 (34.17)   | 150m: 1:39.36 (34.85)   |
| 200m: 2:14.59 (35.23)   | 250m: 2:49.77 (35.18)   | 300m: 3:24.98 (35.21)   |
| 350m: 4:00.57 (35.59)   | 400m: 4:35.80 (35.23)   | 450m: 5:11.00 (35.20)   |
| 500m: 5:46.29 (35.29)   | 550m: 6:21.25 (34.96)   | 600m: 6:56.40 (35.15)   |
| 650m: 7:31.05 (34.65)   | 700m: 8:06.29 (35.24)   | 750m: 8:41.52 (35.23)   |
| 800m: 9:16.60 (35.08)   | 850m: 9:51.80 (35.20)   | 900m: 10:26.71 (34.91)  |
| 950m: 11:01.98 (35.27)  | 1000m: 11:36.82 (34.84) | 1050m: 12:12.34 (35.52) |
| 1100m: 12:47.46 (35.12) | 1150m: 13:22.83 (35.37) | 1200m: 13:58.11 (35.28) |
| 1250m: 14:34.11 (36.00) | 1300m: 15:08.86 (34.75) | 1350m: 15:45.65 (36.79) |
| 1400m: 16:20.27 (34.62) | 1450m: 16:53.33 (33.06) | 1500m: 17:25.46 (32.13) |


15  Dickison Charlie

13  Nga Tai Tu... +0.66

17:37.84  
Entry: 17:58.93 (-21.09)

|                         |                         |                         |
|-------------------------|-------------------------|-------------------------|
| 50m: 31.20              | 100m: 1:06.05 (34.85)   | 150m: 1:41.44 (35.39)   |
| 200m: 2:17.26 (35.82)   | 250m: 2:52.71 (35.45)   | 300m: 3:28.71 (36.00)   |
| 350m: 4:04.32 (35.61)   | 400m: 4:40.43 (36.11)   | 450m: 5:16.20 (35.77)   |
| 500m: 5:52.15 (35.95)   | 550m: 6:27.67 (35.52)   | 600m: 7:03.92 (36.25)   |
| 650m: 7:39.37 (35.45)   | 700m: 8:15.43 (36.06)   | 750m: 8:50.97 (35.54)   |
| 800m: 9:26.87 (35.90)   | 850m: 10:01.98 (35.11)  | 900m: 10:37.50 (35.52)  |
| 950m: 11:12.68 (35.18)  | 1000m: 11:48.42 (35.74) | 1050m: 12:23.58 (35.16) |
| 1100m: 12:59.43 (35.85) | 1150m: 13:34.61 (35.18) | 1200m: 14:09.97 (35.36) |
| 1250m: 14:45.04 (35.07) | 1300m: 15:20.65 (35.61) | 1350m: 15:55.32 (34.67) |
| 1400m: 16:30.29 (34.97) | 1450m: 17:04.99 (34.70) | 1500m: 17:37.84 (32.85) |


16  Astley Jordan

18  Jasi Swim ... +0.70

17:37.86  
Entry: 17:13.22 (+24.64)

|                         |                         |                         |
|-------------------------|-------------------------|-------------------------|
| 50m: 28.98              | 100m: 1:01.38 (32.40)   | 150m: 1:35.71 (34.33)   |
| 200m: 2:10.80 (35.09)   | 250m: 2:45.91 (35.11)   | 300m: 3:21.07 (35.16)   |
| 350m: 3:55.74 (34.67)   | 400m: 4:30.88 (35.14)   | 450m: 5:06.81 (35.93)   |
| 500m: 5:43.02 (36.21)   | 550m: 6:18.81 (35.79)   | 600m: 6:54.81 (36.00)   |
| 650m: 7:30.59 (35.78)   | 700m: 8:06.21 (35.62)   | 750m: 8:42.17 (35.96)   |
| 800m: 9:17.85 (35.68)   | 850m: 9:53.72 (35.87)   | 900m: 10:29.76 (36.04)  |
| 950m: 11:05.71 (35.95)  | 1000m: 11:41.59 (35.88) | 1050m: 12:17.04 (35.45) |
| 1100m: 12:53.16 (36.12) | 1150m: 13:28.95 (35.79) | 1200m: 14:05.22 (36.27) |
| 1250m: 14:40.84 (35.62) | 1300m: 15:17.10 (36.26) | 1350m: 15:52.67 (35.57) |
| 1400m: 16:28.35 (35.68) | 1450m: 17:03.25 (34.90) | 1500m: 17:37.86 (34.61) |

17  Li Randal

17  Phoenix Aq... +0.68

17:43.79  
Entry: 17:21.87 (+21.92)

|                         |                         |                         |
|-------------------------|-------------------------|-------------------------|
| 50m: 29.34              | 100m: 1:01.81 (32.47)   | 150m: 1:35.97 (34.16)   |
| 200m: 2:10.57 (34.60)   | 250m: 2:45.65 (35.08)   | 300m: 3:20.96 (35.31)   |
| 350m: 3:56.24 (35.28)   | 400m: 4:31.84 (35.60)   | 450m: 5:07.54 (35.70)   |
| 500m: 5:43.51 (35.97)   | 550m: 6:19.36 (35.85)   | 600m: 6:55.07 (35.71)   |
| 650m: 7:31.16 (36.09)   | 700m: 8:06.91 (35.75)   | 750m: 8:43.26 (36.35)   |
| 800m: 9:19.50 (36.24)   | 850m: 9:55.54 (36.04)   | 900m: 10:31.89 (36.35)  |
| 950m: 11:08.20 (36.31)  | 1000m: 11:44.50 (36.30) | 1050m: 12:20.56 (36.06) |
| 1100m: 12:56.94 (36.38) | 1150m: 13:33.17 (36.23) | 1200m: 14:09.05 (35.88) |
| 1250m: 14:45.33 (36.28) | 1300m: 15:21.60 (36.27) | 1350m: 15:57.56 (35.96) |
| 1400m: 16:33.63 (36.07) | 1450m: 17:09.76 (36.13) | 1500m: 17:43.79 (34.03) |

18  Searle Bradley

15  United Swi... +0.61

17:44.00  
Entry: 17:46.81 (-2.81)

|                        |                         |                         |
|------------------------|-------------------------|-------------------------|
| 50m: 30.72             | 100m: 1:04.78 (34.06)   | 150m: 1:40.19 (35.41)   |
| 200m: 2:15.03 (34.84)  | 250m: 2:50.52 (35.49)   | 300m: 3:25.86 (35.34)   |
| 350m: 4:01.43 (35.57)  | 400m: 4:36.63 (35.20)   | 450m: 5:11.47 (34.84)   |
| 500m: 5:46.68 (35.21)  | 550m: 6:22.14 (35.46)   | 600m: 6:57.34 (35.20)   |
| 650m: 7:33.00 (35.66)  | 700m: 8:08.39 (35.39)   | 750m: 8:44.43 (36.04)   |
| 800m: 9:20.31 (35.88)  | 850m: 9:56.29 (35.98)   | 900m: 10:32.37 (36.08)  |
| 950m: 11:08.34 (35.97) | 1000m: 11:44.45 (36.11) | 1050m: 12:20.79 (36.34) |

1100m: 12:57.32 (36.53) 1150m: 13:33.25 (35.93) 1200m: 14:09.68 (36.43)  
1250m: 14:45.73 (36.05) 1300m: 15:22.35 (36.62) 1350m: 15:59.12 (36.77)  
1400m: 16:35.65 (36.53) 1450m: 17:11.48 (35.83) 1500m: 17:44.00 (32.52)

19  Copocean Alex

15  St Paul's S... +0.58

17:51.98  
Entry: 17:54.16 (-2.18)

|                         |                         |                         |
|-------------------------|-------------------------|-------------------------|
| 50m: 31.28              | 100m: 1:05.84 (34.56)   | 150m: 1:40.99 (35.15)   |
| 200m: 2:16.00 (35.01)   | 250m: 2:50.73 (34.73)   | 300m: 3:26.07 (35.34)   |
| 350m: 4:01.12 (35.05)   | 400m: 4:36.74 (35.62)   | 450m: 5:12.33 (35.59)   |
| 500m: 5:48.51 (36.18)   | 550m: 6:23.72 (35.21)   | 600m: 7:00.13 (36.41)   |
| 650m: 7:35.80 (35.67)   | 700m: 8:11.99 (36.19)   | 750m: 8:48.17 (36.18)   |
| 800m: 9:24.41 (36.24)   | 850m: 10:00.30 (35.89)  | 900m: 10:37.07 (36.77)  |
| 950m: 11:12.68 (35.61)  | 1000m: 11:49.58 (36.90) | 1050m: 12:25.52 (35.94) |
| 1100m: 13:01.96 (36.44) | 1150m: 13:38.69 (36.73) | 1200m: 14:15.20 (36.51) |
| 1250m: 14:51.60 (36.40) | 1300m: 15:27.81 (36.21) | 1350m: 16:04.48 (36.67) |
| 1400m: 16:40.54 (36.06) | 1450m: 17:16.67 (36.13) | 1500m: 17:51.98 (35.31) |

20  Cleverly Matt

16  Wharenui S... +0.71

17:54.17  
Entry: 17:42.18 (+11.99)

|                         |                         |                         |
|-------------------------|-------------------------|-------------------------|
| 50m: 30.12              | 100m: 1:03.38 (33.26)   | 150m: 1:37.30 (33.92)   |
| 200m: 2:12.12 (34.82)   | 250m: 2:47.53 (35.41)   | 300m: 3:23.19 (35.66)   |
| 350m: 3:58.99 (35.80)   | 400m: 4:35.10 (36.11)   | 450m: 5:11.08 (35.98)   |
| 500m: 5:47.35 (36.27)   | 550m: 6:23.56 (36.21)   | 600m: 6:59.76 (36.20)   |
| 650m: 7:36.23 (36.47)   | 700m: 8:12.55 (36.32)   | 750m: 8:49.32 (36.77)   |
| 800m: 9:24.91 (35.59)   | 850m: 10:01.15 (36.24)  | 900m: 10:37.68 (36.53)  |
| 950m: 11:14.00 (36.32)  | 1000m: 11:50.62 (36.62) | 1050m: 12:27.22 (36.60) |
| 1100m: 13:03.66 (36.44) | 1150m: 13:40.73 (37.07) | 1200m: 14:16.96 (36.23) |
| 1250m: 14:53.18 (36.22) | 1300m: 15:30.46 (37.28) | 1350m: 16:06.42 (35.96) |
| 1400m: 16:43.10 (36.68) | 1450m: 17:19.15 (36.05) | 1500m: 17:54.17 (35.02) |

21  Hogan Sheldon

14  Mt Maunga... +0.47

17:56.02  
Entry: 18:12.93 (-16.91)


|                         |                         |                         |
|-------------------------|-------------------------|-------------------------|
| 50m: 31.19              | 100m: 1:06.09 (34.90)   | 150m: 1:41.50 (35.41)   |
| 200m: 2:17.37 (35.87)   | 250m: 2:53.30 (35.93)   | 300m: 3:29.39 (36.09)   |
| 350m: 4:05.02 (35.63)   | 400m: 4:41.64 (36.62)   | 450m: 5:17.75 (36.11)   |
| 500m: 5:54.40 (36.65)   | 550m: 6:30.57 (36.17)   | 600m: 7:07.27 (36.70)   |
| 650m: 7:43.36 (36.09)   | 700m: 8:20.07 (36.71)   | 750m: 8:56.30 (36.23)   |
| 800m: 9:32.73 (36.43)   | 850m: 10:08.67 (35.94)  | 900m: 10:45.43 (36.76)  |
| 950m: 11:21.31 (35.88)  | 1000m: 11:58.01 (36.70) | 1050m: 12:33.83 (35.82) |
| 1100m: 13:09.81 (35.98) | 1150m: 13:45.78 (35.97) | 1200m: 14:21.99 (36.21) |
| 1250m: 14:57.80 (35.81) | 1300m: 15:34.25 (36.45) | 1350m: 16:10.00 (35.75) |
| 1400m: 16:46.09 (36.09) | 1450m: 17:21.54 (35.45) | 1500m: 17:56.02 (34.48) |

22  Krauss Damon

15  Capital Swi... +0.56

18:03.94  
Entry: 18:15.02 (-11.08)

|                         |                         |                         |
|-------------------------|-------------------------|-------------------------|
| 50m: 29.99              | 100m: 1:03.93 (33.94)   | 150m: 1:38.84 (34.91)   |
| 200m: 2:14.44 (35.60)   | 250m: 2:50.12 (35.68)   | 300m: 3:25.90 (35.78)   |
| 350m: 4:02.00 (36.10)   | 400m: 4:38.66 (36.66)   | 450m: 5:15.22 (36.56)   |
| 500m: 5:52.24 (37.02)   | 550m: 6:29.05 (36.81)   | 600m: 7:06.54 (37.49)   |
| 650m: 7:43.21 (36.67)   | 700m: 8:20.47 (37.26)   | 750m: 8:57.62 (37.15)   |
| 800m: 9:34.56 (36.94)   | 850m: 10:11.03 (36.47)  | 900m: 10:48.03 (37.00)  |
| 950m: 11:25.13 (37.10)  | 1000m: 12:02.24 (37.11) | 1050m: 12:39.30 (37.06) |
| 1100m: 13:16.09 (36.79) | 1150m: 13:53.11 (37.02) | 1200m: 14:29.95 (36.84) |
| 1250m: 15:07.18 (37.23) | 1300m: 15:43.32 (36.14) | 1350m: 16:20.51 (37.19) |
| 1400m: 16:57.00 (36.49) | 1450m: 17:31.60 (34.60) | 1500m: 18:03.94 (32.34) |

23  Paulsen (V) Liam


13 Australia +0.74

18:04.65  
Entry: 17:53.65 (+11.00)

|                       |                       |                       |
|-----------------------|-----------------------|-----------------------|
| 50m: 31.07            | 100m: 1:05.97 (34.90) | 150m: 1:42.40 (36.43) |
| 200m: 2:19.26 (36.86) | 250m: 2:56.16 (36.90) | 300m: 3:32.67 (36.51) |
| 350m: 4:09.48 (36.81) | 400m: 4:46.07 (36.59) | 450m: 5:22.30 (36.23) |
| 500m: 5:58.58 (36.28) | 550m: 6:34.62 (36.04) | 600m: 7:11.00 (36.38) |
| 650m: 7:47.04 (36.04) | 700m: 8:23.43 (36.39) | 750m: 8:59.18 (35.75) |

|                         |                         |                         |
|-------------------------|-------------------------|-------------------------|
| 800m: 9:35.18 (36.00)   | 850m: 10:10.95 (35.77)  | 900m: 10:47.18 (36.23)  |
| 950m: 11:23.37 (36.19)  | 1000m: 11:59.65 (36.28) | 1050m: 12:35.83 (36.18) |
| 1100m: 13:12.27 (36.44) | 1150m: 13:48.55 (36.28) | 1200m: 14:25.15 (36.60) |
| 1250m: 15:01.91 (36.76) | 1300m: 15:38.66 (36.75) | 1350m: 16:15.21 (36.55) |
| 1400m: 16:51.91 (36.70) | 1450m: 17:28.54 (36.63) | 1500m: 18:04.65 (36.11) |

24  Overend Charlie

16  Selwyn Swi... +0.79

18:08.32  
Entry: 17:46.05 (+22.27)

|                         |                         |                         |
|-------------------------|-------------------------|-------------------------|
| 50m: 30.12              | 100m: 1:04.81 (34.69)   | 150m: 1:39.83 (35.02)   |
| 200m: 2:15.68 (35.85)   | 250m: 2:52.06 (36.38)   | 300m: 3:27.43 (35.37)   |
| 350m: 4:04.01 (36.58)   | 400m: 4:40.47 (36.46)   | 450m: 5:16.85 (36.38)   |
| 500m: 5:53.27 (36.42)   | 550m: 6:30.16 (36.89)   | 600m: 7:06.56 (36.40)   |
| 650m: 7:44.03 (37.47)   | 700m: 8:20.86 (36.83)   | 750m: 8:57.69 (36.83)   |
| 800m: 9:34.74 (37.05)   | 850m: 10:12.51 (37.77)  | 900m: 10:49.18 (36.67)  |
| 950m: 11:26.02 (36.84)  | 1000m: 12:03.08 (37.06) | 1050m: 12:40.14 (37.06) |
| 1100m: 13:16.59 (36.45) | 1150m: 13:53.86 (37.27) | 1200m: 14:30.08 (36.22) |
| 1250m: 15:07.08 (37.00) | 1300m: 15:43.73 (36.65) | 1350m: 16:20.54 (36.81) |
| 1400m: 16:56.97 (36.43) | 1450m: 17:33.92 (36.95) | 1500m: 18:08.32 (34.40) |

25  Dickison Jayden

15  Nga Tai Tu... +0.69

18:13.74  
Entry: 17:36.54 (+37.20)


|                            |                         |                         |
|----------------------------|-------------------------|-------------------------|
| 50m: 30.52                 | 100m: 1:04.53 (34.01)   | 150m: 1:40.40 (35.87)   |
| 200m: 2:16.26 (35.86)      | 250m: 2:52.50 (36.24)   | 300m: 3:29.05 (36.55)   |
| 350m: 4:05.56 (36.51)      | 400m: 4:42.14 (36.58)   | 450m: 5:19.08 (36.94)   |
| 500m: 7:10.55<br>(1:51.47) | 550m: 6:33.46           | 600m:                   |
| 650m: 7:47.83<br>(7:47.83) | 700m: 8:24.86 (37.03)   | 750m: 9:02.41 (37.55)   |
| 800m: 9:39.97 (37.56)      | 850m: 10:17.41 (37.44)  | 900m: 10:54.67 (37.26)  |
| 950m: 11:31.73 (37.06)     | 1000m: 12:08.87 (37.14) | 1050m: 12:45.32 (36.45) |
| 1100m: 13:21.85 (36.53)    | 1150m: 13:58.64 (36.79) | 1200m: 14:35.12 (36.48) |
| 1250m: 15:12.53 (37.41)    | 1300m: 15:49.86 (37.33) | 1350m: 16:26.19 (36.33) |
| 1400m: 17:02.97 (36.78)    | 1450m: 17:38.99 (36.02) | 1500m: 18:13.74 (34.75) |

26  Joyce Josiah

15  St Paul's S... +0.72

18:15.26  
Entry: 17:57.00 (+18.26)

|                         |                         |                         |
|-------------------------|-------------------------|-------------------------|
| 50m: 31.00              | 100m: 1:05.97 (34.97)   | 150m: 1:42.50 (36.53)   |
| 200m: 2:18.92 (36.42)   | 250m: 2:55.33 (36.41)   | 300m: 3:31.91 (36.58)   |
| 350m: 4:08.71 (36.80)   | 400m: 4:45.71 (37.00)   | 450m: 5:23.04 (37.33)   |
| 500m: 6:00.16 (37.12)   | 550m: 6:37.44 (37.28)   | 600m: 7:14.72 (37.28)   |
| 650m: 7:51.89 (37.17)   | 700m: 8:29.21 (37.32)   | 750m: 9:07.14 (37.93)   |
| 800m: 9:44.18 (37.04)   | 850m: 10:21.67 (37.49)  | 900m: 10:58.28 (36.61)  |
| 950m: 11:35.50 (37.22)  | 1000m: 12:12.76 (37.26) | 1050m: 12:50.54 (37.78) |
| 1100m: 13:27.56 (37.02) | 1150m: 14:04.68 (37.12) | 1200m: 14:41.36 (36.68) |
| 1250m: 15:18.58 (37.22) | 1300m: 15:55.12 (36.54) | 1350m: 16:32.08 (36.96) |
| 1400m: 17:07.26 (35.18) | 1450m: 17:42.00 (34.74) | 1500m: 18:15.26 (33.26) |


27  Erout (V) Timithe

15 New Caled... +0.64

18:19.21  
Entry: 18:17.38 (+1.83)

|                         |                         |                         |
|-------------------------|-------------------------|-------------------------|
| 50m: 30.76              | 100m: 1:05.43 (34.67)   | 150m: 1:40.63 (35.20)   |
| 200m: 2:17.01 (36.38)   | 250m: 2:53.04 (36.03)   | 300m: 3:30.03 (36.99)   |
| 350m: 4:06.29 (36.26)   | 400m: 4:43.46 (37.17)   | 450m: 5:20.20 (36.74)   |
| 500m: 5:57.71 (37.51)   | 550m: 6:34.65 (36.94)   | 600m: 7:12.25 (37.60)   |
| 650m: 7:48.99 (36.74)   | 700m: 8:26.66 (37.67)   | 750m: 9:03.76 (37.10)   |
| 800m: 9:41.37 (37.61)   | 850m: 10:18.77 (37.40)  | 900m: 10:56.29 (37.52)  |
| 950m: 11:32.86 (36.57)  | 1000m: 12:10.61 (37.75) | 1050m: 12:47.48 (36.87) |
| 1100m: 13:24.92 (37.44) | 1150m: 14:01.90 (36.98) | 1200m: 14:39.55 (37.65) |
| 1250m: 15:16.53 (36.98) | 1300m: 15:54.09 (37.56) | 1350m: 16:30.92 (36.83) |
| 1400m: 17:08.09 (37.17) | 1450m: 17:43.97 (35.88) | 1500m: 18:19.21 (35.24) |


28  Rowlands Jackson

13  Aquabladz ... +0.70

18:28.74  
Entry: 18:58.44 (-29.70)

|                       |                       |                       |
|-----------------------|-----------------------|-----------------------|
| 50m: 31.16            | 100m: 1:06.43 (35.27) | 150m: 1:43.22 (36.79) |
| 200m: 2:19.91 (36.69) | 250m: 2:56.63 (36.72) | 300m: 3:33.47 (36.84) |

|        |                  |        |                  |        |                  |
|--------|------------------|--------|------------------|--------|------------------|
| 350m:  | 4:10.05 (36.58)  | 400m:  | 4:47.41 (37.36)  | 450m:  | 5:24.77 (37.36)  |
| 500m:  | 6:01.49 (36.72)  | 550m:  | 6:38.91 (37.42)  | 600m:  | 7:15.93 (37.02)  |
| 650m:  | 7:53.65 (37.72)  | 700m:  | 8:31.42 (37.77)  | 750m:  | 9:09.45 (38.03)  |
| 800m:  | 9:46.53 (37.08)  | 850m:  | 10:24.63 (38.10) | 900m:  | 11:01.91 (37.28) |
| 950m:  | 11:39.62 (37.71) | 1000m: | 12:16.88 (37.26) | 1050m: | 12:54.52 (37.64) |
| 1100m: | 13:32.29 (37.77) | 1150m: | 14:10.18 (37.89) | 1200m: | 14:48.01 (37.83) |
| 1250m: | 15:25.19 (37.18) | 1300m: | 16:03.03 (37.84) | 1350m: | 16:40.79 (37.76) |
| 1400m: | 17:17.80 (37.01) | 1450m: | 17:53.68 (35.88) | 1500m: | 18:28.74 (35.06) |


29  Lushkott Tyler

13  United Swi... +0.66

18:30.49  
Entry: 19:06.62 (-36.13)

|        |                  |        |                  |        |                  |
|--------|------------------|--------|------------------|--------|------------------|
| 50m:   | 31.14            | 100m:  | 1:07.14 (36.00)  | 150m:  | 1:44.13 (36.99)  |
| 200m:  | 2:21.46 (37.33)  | 250m:  | 2:58.21 (36.75)  | 300m:  | 3:35.25 (37.04)  |
| 350m:  | 4:12.10 (36.85)  | 400m:  | 4:49.28 (37.18)  | 450m:  | 5:27.08 (37.80)  |
| 500m:  | 6:04.64 (37.56)  | 550m:  | 6:41.95 (37.31)  | 600m:  | 7:20.14 (38.19)  |
| 650m:  | 7:57.81 (37.67)  | 700m:  | 8:35.64 (37.83)  | 750m:  | 9:14.08 (38.44)  |
| 800m:  | 9:52.02 (37.94)  | 850m:  | 10:30.02 (38.00) | 900m:  | 11:08.16 (38.14) |
| 950m:  | 11:46.11 (37.95) | 1000m: | 12:23.82 (37.71) | 1050m: | 13:01.80 (37.98) |
| 1100m: | 13:39.91 (38.11) | 1150m: | 14:17.20 (37.29) | 1200m: | 14:54.20 (37.00) |
| 1250m: | 15:31.95 (37.75) | 1300m: | 16:09.00 (37.05) | 1350m: | 16:46.24 (37.24) |
| 1400m: | 17:22.41 (36.17) | 1450m: | 17:58.31 (35.90) | 1500m: | 18:30.49 (32.18) |

30  Abdou Faris

13  Wharenui S... +0.74

18:40.19  
Entry: 18:47.89 (-7.70)

|        |                  |        |                  |        |                  |
|--------|------------------|--------|------------------|--------|------------------|
| 50m:   | 31.84            | 100m:  | 1:08.09 (36.25)  | 150m:  | 1:45.61 (37.52)  |
| 200m:  | 2:22.99 (37.38)  | 250m:  | 3:00.49 (37.50)  | 300m:  | 3:38.41 (37.92)  |
| 350m:  | 4:15.92 (37.51)  | 400m:  | 4:53.20 (37.28)  | 450m:  | 5:29.91 (36.71)  |
| 500m:  | 6:07.68 (37.77)  | 550m:  | 6:45.46 (37.78)  | 600m:  | 7:23.88 (38.42)  |
| 650m:  | 8:01.02 (37.14)  | 700m:  | 8:39.04 (38.02)  | 750m:  | 9:16.63 (37.59)  |
| 800m:  | 9:55.11 (38.48)  | 850m:  | 10:33.85 (38.74) | 900m:  | 11:11.39 (37.54) |
| 950m:  | 11:48.81 (37.42) | 1000m: | 12:27.54 (38.73) | 1050m: | 13:05.33 (37.79) |
| 1100m: | 13:43.41 (38.08) | 1150m: | 14:20.68 (37.27) | 1200m: | 14:58.10 (37.42) |
| 1250m: | 15:35.82 (37.72) | 1300m: | 16:14.15 (38.33) | 1350m: | 16:51.02 (36.87) |
| 1400m: | 17:28.68 (37.66) | 1450m: | 18:05.19 (36.51) | 1500m: | 18:40.19 (35.00) |


31  Parmenter Joshua

15  Jasi Swim ... +0.72

18:40.55  
Entry: 18:04.18 (+36.37)

|        |                  |        |                  |        |                  |
|--------|------------------|--------|------------------|--------|------------------|
| 50m:   | 30.19            | 100m:  | 1:05.07 (34.88)  | 150m:  | 1:41.83 (36.76)  |
| 200m:  | 2:18.91 (37.08)  | 250m:  | 2:56.39 (37.48)  | 300m:  | 3:33.30 (36.91)  |
| 350m:  | 4:11.25 (37.95)  | 400m:  | 4:49.17 (37.92)  | 450m:  | 5:27.82 (38.65)  |
| 500m:  | 6:05.88 (38.06)  | 550m:  | 6:43.69 (37.81)  | 600m:  | 7:21.97 (38.28)  |
| 650m:  | 8:00.01 (38.04)  | 700m:  | 8:37.87 (37.86)  | 750m:  | 9:15.95 (38.08)  |
| 800m:  | 9:53.65 (37.70)  | 850m:  | 10:32.03 (38.38) | 900m:  | 11:10.34 (38.31) |
| 950m:  | 11:48.08 (37.74) | 1000m: | 12:26.35 (38.27) | 1050m: | 13:03.99 (37.64) |
| 1100m: | 13:42.25 (38.26) | 1150m: | 14:20.01 (37.76) | 1200m: | 14:57.90 (37.89) |
| 1250m: | 15:35.98 (38.08) | 1300m: | 16:14.21 (38.23) | 1350m: | 16:52.42 (38.21) |
| 1400m: | 17:29.59 (37.17) | 1450m: | 18:06.59 (37.00) | 1500m: | 18:40.55 (33.96) |


32  Callow William

13  Aquagym S... +0.74

18:59.99  
Entry: 19:25.97 (-25.98)


|        |                  |        |                  |        |                  |
|--------|------------------|--------|------------------|--------|------------------|
| 50m:   | 32.67            | 100m:  | 1:09.20 (36.53)  | 150m:  | 1:46.29 (37.09)  |
| 200m:  | 2:23.97 (37.68)  | 250m:  | 3:02.35 (38.38)  | 300m:  | 3:40.48 (38.13)  |
| 350m:  | 4:18.34 (37.86)  | 400m:  | 4:57.27 (38.93)  | 450m:  | 5:36.03 (38.76)  |
| 500m:  | 6:14.56 (38.53)  | 550m:  | 6:52.62 (38.06)  | 600m:  | 7:30.24 (37.62)  |
| 650m:  | 8:09.00 (38.76)  | 700m:  | 8:47.59 (38.59)  | 750m:  | 9:25.76 (38.17)  |
| 800m:  | 10:03.98 (38.22) | 850m:  | 10:42.48 (38.50) | 900m:  | 11:21.07 (38.59) |
| 950m:  | 11:59.72 (38.65) | 1000m: | 12:37.83 (38.11) | 1050m: | 13:16.11 (38.28) |
| 1100m: | 13:53.76 (37.65) | 1150m: | 14:32.44 (38.68) | 1200m: | 15:10.63 (38.19) |
| 1250m: | 15:49.01 (38.38) | 1300m: | 16:27.67 (38.66) | 1350m: | 17:06.88 (39.21) |
| 1400m: | 17:44.98 (38.10) | 1450m: | 18:23.25 (38.27) | 1500m: | 18:59.99 (36.74) |

33  Taylor Brooklyn

14  Aquabladz ... +0.63

19:09.08  
Entry: 18:47.01 (+22.07)

|        |                  |        |                  |        |                  |
|--------|------------------|--------|------------------|--------|------------------|
| 50m:   | 31.89            | 100m:  | 1:08.85 (36.96)  | 150m:  | 1:46.05 (37.20)  |
| 200m:  | 2:23.53 (37.48)  | 250m:  | 3:01.89 (38.36)  | 300m:  | 3:40.65 (38.76)  |
| 350m:  | 4:20.04 (39.39)  | 400m:  | 4:58.97 (38.93)  | 450m:  | 5:38.22 (39.25)  |
| 500m:  | 6:17.42 (39.20)  | 550m:  | 6:56.27 (38.85)  | 600m:  | 7:36.33 (40.06)  |
| 650m:  | 8:13.69 (37.36)  | 700m:  | 8:52.66 (38.97)  | 750m:  | 9:31.27 (38.61)  |
| 800m:  | 10:11.28 (40.01) | 850m:  | 10:50.86 (39.58) | 900m:  | 11:30.03 (39.17) |
| 950m:  | 12:08.82 (38.79) | 1000m: | 12:47.51 (38.69) | 1050m: | 13:25.70 (38.19) |
| 1100m: | 14:02.36 (36.66) | 1150m: | 14:39.14 (36.78) | 1200m: | 15:17.55 (38.41) |
| 1250m: | 15:56.02 (38.47) | 1300m: | 16:35.59 (39.57) | 1350m: | 17:14.55 (38.96) |
| 1400m: | 17:53.56 (39.01) | 1450m: | 18:31.37 (37.81) | 1500m: | 19:09.08 (37.71) |

34  Lorzil (V) Paol 13 Tahiti +0.56 **19:17.29**  
Entry: 19:13.56 (+3.73)

|        |                  |        |                  |        |                  |
|--------|------------------|--------|------------------|--------|------------------|
| 50m:   | 32.77            | 100m:  | 1:10.28 (37.51)  | 150m:  | 1:48.15 (37.87)  |
| 200m:  | 2:26.38 (38.23)  | 250m:  | 3:04.62 (38.24)  | 300m:  | 3:43.36 (38.74)  |
| 350m:  | 4:22.02 (38.66)  | 400m:  | 5:00.63 (38.61)  | 450m:  | 5:39.73 (39.10)  |
| 500m:  | 6:18.78 (39.05)  | 550m:  | 6:57.49 (38.71)  | 600m:  | 7:36.38 (38.89)  |
| 650m:  | 8:15.34 (38.96)  | 700m:  | 8:54.29 (38.95)  | 750m:  | 9:32.61 (38.32)  |
| 800m:  | 10:12.21 (39.60) | 850m:  | 10:50.69 (38.48) | 900m:  | 11:30.10 (39.41) |
| 950m:  | 12:08.86 (38.76) | 1000m: | 12:48.31 (39.45) | 1050m: | 13:26.98 (38.67) |
| 1100m: | 14:05.96 (38.98) | 1150m: | 14:44.80 (38.84) | 1200m: | 15:24.37 (39.57) |
| 1250m: | 16:03.07 (38.70) | 1300m: | 16:42.84 (39.77) | 1350m: | 17:21.69 (38.85) |
| 1400m: | 18:01.63 (39.94) | 1450m: | 18:39.69 (38.06) | 1500m: | 19:17.29 (37.60) |

35  Heap James 13  St Paul's S... +0.55 **19:23.66**  
Entry: 20:10.59 (-46.93)

|        |                  |        |                  |        |                  |
|--------|------------------|--------|------------------|--------|------------------|
| 50m:   | 33.29            | 100m:  | 1:11.45 (38.16)  | 150m:  | 1:49.89 (38.44)  |
| 200m:  | 2:29.58 (39.69)  | 250m:  | 3:09.15 (39.57)  | 300m:  | 3:48.51 (39.36)  |
| 350m:  | 4:27.68 (39.17)  | 400m:  | 5:07.34 (39.66)  | 450m:  | 5:46.18 (38.84)  |
| 500m:  | 6:24.94 (38.76)  | 550m:  | 7:04.36 (39.42)  | 600m:  | 7:43.32 (38.96)  |
| 650m:  | 8:22.73 (39.41)  | 700m:  | 9:01.97 (39.24)  | 750m:  | 9:41.26 (39.29)  |
| 800m:  | 10:20.01 (38.75) | 850m:  | 10:59.89 (39.88) | 900m:  | 11:39.51 (39.62) |
| 950m:  | 12:18.08 (38.57) | 1000m: | 12:57.47 (39.39) | 1050m: | 13:36.76 (39.29) |
| 1100m: | 14:15.87 (39.11) | 1150m: | 14:55.02 (39.15) | 1200m: | 15:33.55 (38.53) |
| 1250m: | 16:12.63 (39.08) | 1300m: | 16:51.31 (38.68) | 1350m: | 17:30.58 (39.27) |
| 1400m: | 18:08.81 (38.23) | 1450m: | 18:46.73 (37.92) | 1500m: | 19:23.66 (36.93) |

36  Eagar (V) Alex 13 Australia +0.47 **20:14.77**  
Entry: 19:44.94 (+29.83)

|        |                  |        |                  |        |                  |
|--------|------------------|--------|------------------|--------|------------------|
| 50m:   | 33.92            | 100m:  | 1:11.85 (37.93)  | 150m:  | 1:49.40 (37.55)  |
| 200m:  | 2:28.52 (39.12)  | 250m:  | 3:07.42 (38.90)  | 300m:  | 3:47.13 (39.71)  |
| 350m:  | 4:25.57 (38.44)  | 400m:  | 5:06.47 (40.90)  | 450m:  | 5:46.75 (40.28)  |
| 500m:  | 6:27.32 (40.57)  | 550m:  | 7:09.50 (42.18)  | 600m:  | 7:50.53 (41.03)  |
| 650m:  | 8:32.66 (42.13)  | 700m:  | 9:14.99 (42.33)  | 750m:  | 9:56.47 (41.48)  |
| 800m:  | 10:37.31 (40.84) | 850m:  | 11:19.56 (42.25) | 900m:  | 12:01.05 (41.49) |
| 950m:  | 12:43.48 (42.43) | 1000m: | 13:26.03 (42.55) | 1050m: | 14:07.17 (41.14) |
| 1100m: | 14:47.64 (40.47) | 1150m: | 15:26.03 (38.39) | 1200m: | 16:08.16 (42.13) |
| 1250m: | 16:50.06 (41.90) | 1300m: | 17:32.92 (42.86) | 1350m: | 18:15.41 (42.49) |
| 1400m: | 18:57.70 (42.29) | 1450m: | 19:36.72 (39.02) | 1500m: | 20:14.77 (38.05) |

-  Hill Fabian 13  Evolution A... **DSQ**